

Express Boom Assembly

Modular, Pre-Assembled Boom Sections



John Deere's Express Boom Assembly kits provide an economical solution to upgrade a sprayer with 1-in. poly boom plumbing to stainless steel, or change the nozzle body spacing on a machine (i.e. 20-in. to 15-in. conversion). Available for John Deere 4630, 4700, 4710, 4720, 4730, 4830, 4920, 4930, & 4940 sprayers with 1" poly or stainless steel boom plumbing.

Note: 30 day lead time on ALL orders

Features and Benefits:

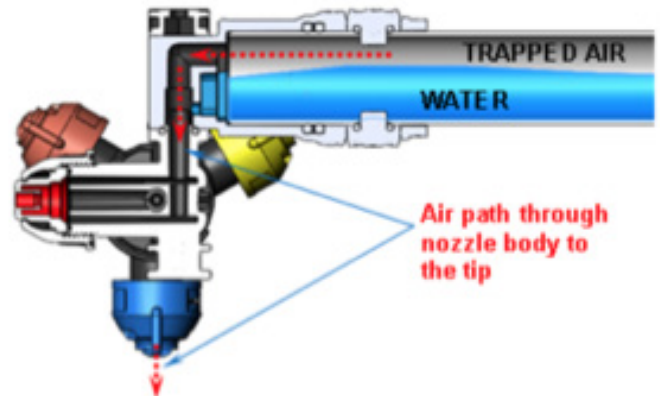
- Available in 15" and 20" nozzle body spacing
- Pre-assembled Boom Sections
- Include 5-way High flow nozzle bodies and Express End Cap fittings
- 1" Stainless Steel pipes
- Performance tested to 150 psi rating

	Choose Left Branch	Tee	Choose Right Branch	
1				1
2				2
3				3
4				4
5				5
6*				6*

* Only available in 15" spacings.







High flow nozzle bodies are designed to deliver the highest flow rates across the spraying pressure range and support faster field speeds.

Express End Caps eliminate residue from collecting in pipe ends and have a removable plug for complete boom flush.




Complete your Express Boom Assembly with the following nozzles:

Technozzlogy [tek-noz'-uhl-jee] Targeted spraying yields greater Plant Health

Pre- and Post-Emerge Fertilizer <i>Wide Angle Drift Reducing</i>	Six Stream	Pre- and Post-Emerge Herbicide <i>Drift Reducing, Dual Air Induction</i>	Twin Enhanced Coverage, Air Induction	Post-Emerge Plant Health <i>Enhanced Coverage</i>	Enhanced Coverage, Air Induction
					
<p>High-Flow</p> <ul style="list-style-type: none"> ■ Wide 140-degree, extremely coarse, fan spray pattern maximizes uniformity and consistency on wide or narrow spacing for pre-plant. 	<p>Straight Stream Ceramic</p> <ul style="list-style-type: none"> ■ Six streams evenly distribute fertilizer. ■ Reduced atomization limits leaf burn/scorching. 	<p>Ultra Low-drift</p> <ul style="list-style-type: none"> ■ Patented venturi technology creates air-filled droplets in a unique, thick pattern to greatly reduce drift. 	<p>GuardianAIR Twin™</p> <ul style="list-style-type: none"> ■ Ideal for high-coverage application of post-emerge plant health protectants. 	<p>Guardian™</p> <ul style="list-style-type: none"> ■ Good for application of post-emerge plant health protectants. 	<p>Low-drift Air</p> <ul style="list-style-type: none"> ■ Ideal for on-target application of post-emerge plant health protectants.

Take the guesswork out of nozzle selection with our online selection tool.
JohnDeere.com/NozzleSelector



See your John Deere dealer for more information and ordering assistance.